



eSchool Platform

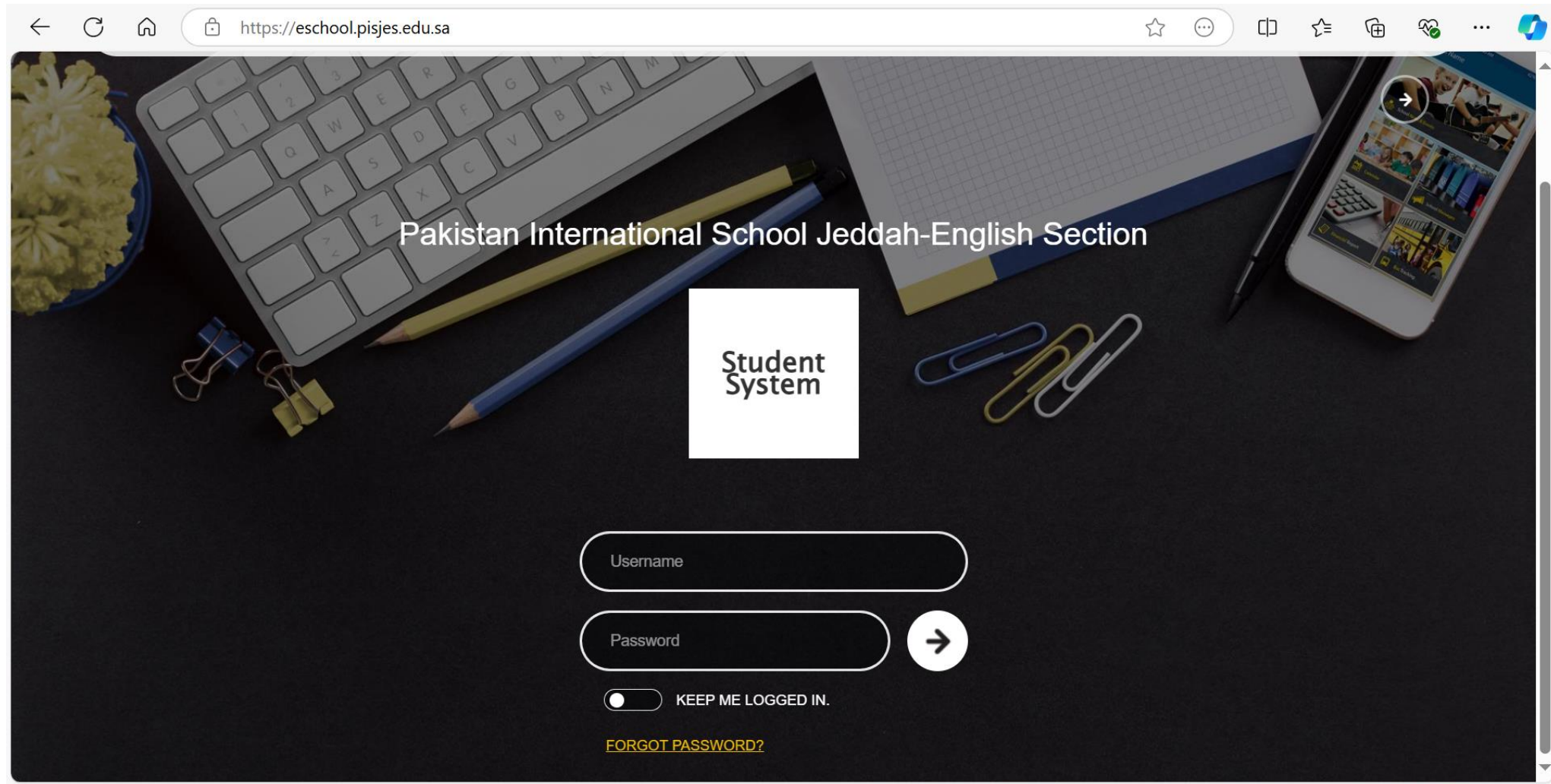
Pakistan International School Jeddah –English Section

Student System



The screenshot shows a web browser window with the URL eschool.pisjes.edu.sa/Login.aspx circled in green. The page header includes the school's logo and the text "Pakistan International School Jeddah-English Section". The main content area features a grid of six system options: "Parent System", "Student System" (circled in green), "Teacher System", "Supervisor System", "Employee System", and "Manager System". The background of the page is a dark image of school supplies like a laptop, pencils, and paper clips.

Login with eschool Username and Password (shared by School via SMS)



Students System



- Announcements and School Messages
- Learning Resources
- Homework
- Feedback from teacher
- Weekly Summaries
- Email Communication with Teacher
- Submit Homework and Projects
- Timetable
- Classwork
- Upcoming Exam

Student Dashboard



Not secure | eschool.pisjes.edu.sa/Student/Default.aspx

Student Ayesha Haris عربي

Server Datetime 21/08/2024 || 09:05:25 AM

New Mail: 0

Classwork: 0

Upcoming Exams: 0

Available Homework: 1

School Notifications

E-Exams Refresh No online Exams available

Timetable

Visibility of all the Subjects




A screenshot of a web browser displaying a student dashboard. The browser's address bar shows 'eschool.pisjes.edu.sa/Student/Default.aspx'. The dashboard has a left sidebar with navigation options: Dashboard, Academic Affairs, School Messages, Tickets, and Mail. The main content area is titled 'Student' and 'Subjects'. It contains seven subject cards, each with a placeholder image and the text 'IMAGE NOT AVAILABLE' above the subject name. The subjects listed are English, Urdu, Mathematics, Science, Social Studies, Computing, and Arabic/Quran/Saudi Studies. The user's name 'Ayesha Haris' and a language selector 'عربي' are visible in the top right corner of the dashboard.

Academic Affairs



← ↻ 🏠 ⚠ Not secure | eschool.pisjes.edu.sa/Student/student_Homework.aspx

 Student

- Dashboard
- Academic Affairs ⬆
 - Homework
 - Prepared Lessons
 - Weekly Plan
 - Weekly Plan PDF
- School Messages
- Tickets ⬇
- Mail ⬇

Homework

🔍 Filter result

Semester: Subject:

Title:

#	Title	Type	Publish an
---	-------	------	------------

View and Download Weekly Plan/Weekly Summaries



Browser address bar: <https://eschool.pisjes.edu.sa/Student/WeeklyPlanSimple.aspx>

Page Header: **Student System** | WELCOME Sarah Hussain | Settings | العربية | AM

Left Navigation Menu:


- Dashboard
- Academic Affairs
 - Homework
 - Prepared Lessons
 - Weekly Plan
 - Weekly Plan PDF**
- School Messages
- Tickets
- Mail

Main Content Area:

Search Options

Semester: First Semester | Week: Week 7 ... (29/09/2024 - 03/10/2024) | Search


Search Result


weeklyplan

View and Download Lesson Resources

← ↻ 🏠 🔒 https://eschool.pisjes.edu.sa/Student/PreparedLesson.aspx

📄 🌟 📄 ⌵ 📁 📌 ⋮ 🌐

 Student Sarah Hussain ⚙️ عربي

Dashboard

Academic Affairs

Homework

Prepared Lessons

Weekly Plan

Weekly Plan PDF

School Messages

Tickets

Mail

Server Datetime 30/09/2024 || 05:55:03 AM

Search

Semester Subject From date To date

First Semester Science 09/01/2024 09/30/2024


Search

Prepared lessons

#	Title	Subject	Teacher	Publish Date
---	-------	---------	---------	--------------

View and Download Homework

← ↻ 🏠 https://eschool.pisjes.edu.sa/Student/student_Homework.aspx 🔊 ☆ 📄 ⌵ 📁 📧 ⋮ 🔄

 Student Sarah Hussain ⚙️ عربي

Server Datetime 30/09/2024 || 05:58:29 AM

Homework

🔍 Filter result

Semester: Subject: Homework Type: Status:

Title:

#	Title	Type	Publish and end date	Subject	Read	Mark	Status
---	-------	------	----------------------	---------	------	------	--------

Visibility of Learning Resources and Homework- Subject wise



Not secure | eschool.pisjes.edu.sa/Student/student_Homework.aspx?_event=upcoming

Student Ayesha Haris عربي

Server Datetime 21/08/2024 || 09:06:04 AM

Homework

#	Title	Type	Publish and end date	Subject	Read	Mark	Status
1	Testing Homework Upload	Manual	Aug 21, 2024 Jan 4, 2025	Mathematics			View Homework Start

10 25 50 100

Upload Homework



☰ Student

Ayesha Haris



Server Datetime 21/08/2024 || 09:07:02 AM

📄 Testing Homework Upload

Attachments

📎 60_20240821_084954...

[Homework Solution](#)

Submit Answers



The screenshot shows a web browser window with the URL `eschool.pisjes.edu.sa/Student/StudentManualHomework.aspx?mode=HW&id=60&detailsid=1008`. The page is titled "Student" and features a sidebar with navigation options: Dashboard, Academic Affairs, School Messages, Tickets, and Mail. The main content area is titled "Student Answer" and contains a text input field labeled "homeworktext". A yellow box indicates a "2000 Characters maximum" limit. Below the input field is a rich text editor toolbar with options for Format, Font, Size, Bold (B), Italic (I), Underline (U), Text Color (A), Background Color (A), Bulleted List, Numbered List, Indent, and Outdent.

Click on Confirm to Submit Answer



The screenshot shows a web browser window with the URL 'eschool.pisjes.edu.sa/Student/StudentManualHomework.aspx?mode=HW&id=60&detailsid=1008'. The page is for a student named 'Ayesha Haris'. A white modal dialog box is centered on the screen with the text 'submityouranswer' and two buttons: 'Confirm' (in blue) and 'Cancel'. In the background, the page has a sidebar with navigation options: 'Dashboard', 'Academic Affairs', 'School Messages', 'Tickets', and 'Mail'. The main content area is titled 'Attachments' and shows a file named 'Test PPT File ...' with a size of '33.2 KB' and a 'Remove file' link. A green 'Send' button is visible at the bottom of the page.

Students can attach Homework file



A screenshot of a web application interface for a student. The top left corner features the school's logo. The main header area includes a hamburger menu icon, the word 'Student', and the user's name 'Ayesha Haris' with a settings gear icon and the text 'عربي'. A left sidebar contains navigation options: 'Dashboard', 'Academic Affairs', 'School Messages', 'Tickets', and 'Mail'. The main content area is titled 'Attachments' and contains a large dashed border box with the text 'dropzoneText' inside. Below this, there is a section header 'studentAttachments' and a single attachment item shown as a file icon followed by the text '1008_20240821_0911...' and a red trash can icon.

Student can communicate with Subject Teachers and Supervisors



The screenshot displays the 'Student System' interface. On the left sidebar, the 'Mail' option is highlighted with a red circle. The main content area shows the 'Compose' screen with the following elements:

- Header:** 'Student System' logo and 'WELCOME Sarah Hussain' with a settings gear and 'عربي' (Arabic) language selector.
- Server Datetime:** 30/09/2024 || 06:01:27 AM
- TO field:** A blue 'TO' button, a 'REMOVE' button, and a 'Click to add recipients' link.
- Email Subject:** A text input field.
- Rich Text Editor:** A toolbar with various icons for text formatting (bold, italic, underline, strikethrough), alignment, list creation, indentation, and other editing functions.

Student can communicate with Subject Teachers and Supervisors



To

Teachers 7

- Social Studies (Aimen Tariq)
- Science (Ishbah Sahar)
- Arabic/Quran/Saudi Studies (Jihaan Jamal Hamdan)
- English (Mariam Mir Taj)
- Mathematics (Nazish Khurram)
- Urdu (Saima Nawazish)
- Computing (Sumbul Hussain)

Supervisors 3

- Check All
- Arabic/Quran/Saudi Studies (Areej Jilani)
- Arabic/Quran/Saudi Studies (Hina Akhtar)
- Social Studies (Rida Naveed)

Ok Close

Students will receive Memos, Announcement in eSchool Mailbox



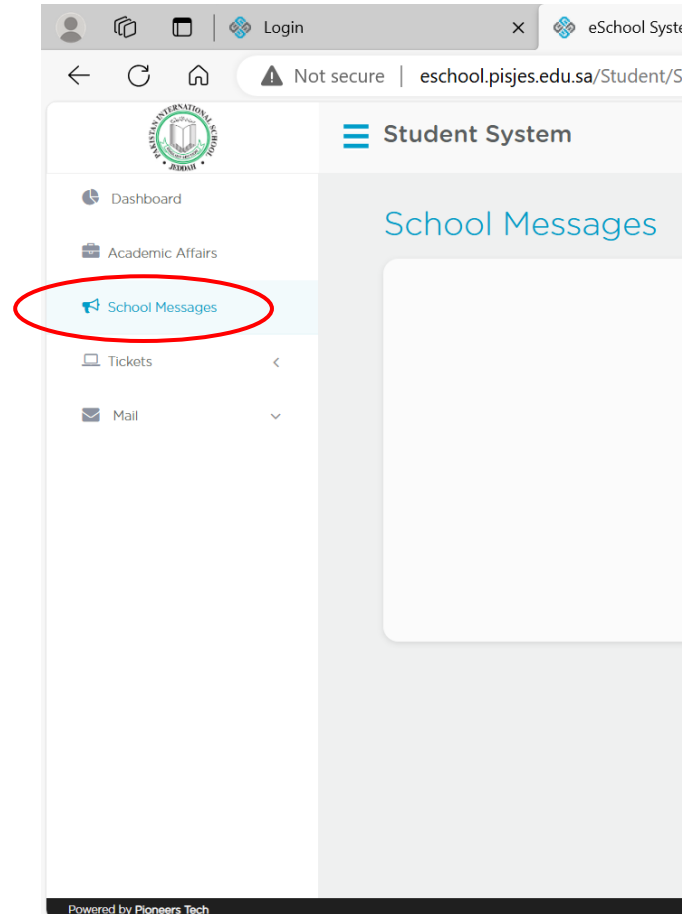
The screenshot shows a web browser window with two tabs: 'Mail - Deputy Head Middle School' and 'eSchool | Inbox'. The address bar shows the URL 'https://eschool.pisjes.edu.sa/Student/viewemail.aspx?view=Inbox&from=0'. The page header includes the school logo, 'Student System', and a welcome message for 'Sarah Hussain'. The left sidebar contains navigation options: Dashboard, Academic Affairs, School Messages, Tickets, Mail (selected), Compose, Inbox, Teacher, Supervisor, and Sent. The main content area is titled 'Inbox' and shows a list of three emails from 'Rida Naveed (supervisor)'. The first two emails are dated 29/09/2024 and are about 'School timings'. The third email is dated 28/09/2024 and is about 'Y6-G9 CLASS TIMETABLE'. The interface also includes a search bar and a 'Show 25' dropdown menu.

Students will receive timetable updates in eSchool Mailbox



The screenshot displays the 'Student System' mailbox interface. The left sidebar contains navigation options: Dashboard, Academic Affairs, School Messages, Tickets, Mail (selected), Compose, Inbox, Teacher, Supervisor, Sent, and Deleted Mails. The main content area shows an email from 'Rida Naveed' dated 28/09/2024 15:43:55. The email subject is 'Y6-G9 CLASS TIMETABLE'. Below the subject are buttons for 'Show Recipients', 'Mark as Unread', and a trash icon. Action buttons for 'Reply', 'Reply All', and 'Forward' are also present. The email body contains the text: ', Dear students', '.Kindly find attached the class timetable', 'Regards', and 'Middle school Admin'. An attached file icon is visible at the bottom of the email content.

Student can view School Messages and Announcements

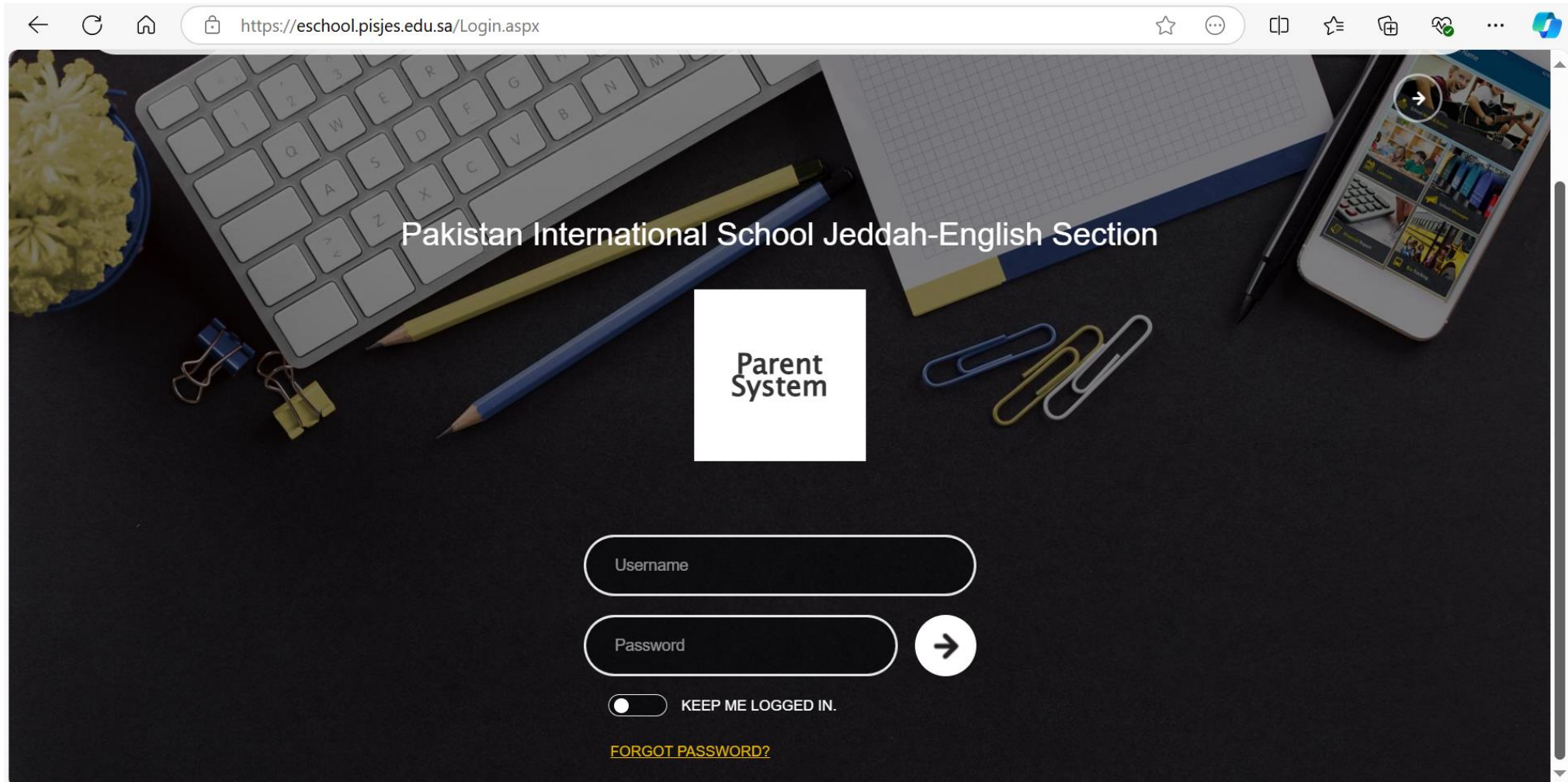


Parent System



A screenshot of a web browser displaying the login page for Pakistan International School Jeddah-English Section. The browser's address bar shows the URL 'eschool.pisjes.edu.sa/Login.aspx'. The page header includes the school's logo and name. The main content area features a dark background with a grid of six white-bordered buttons. The buttons are labeled 'Parent System', 'Student System', 'Teacher System', 'Supervisor System', 'Employee System', and 'Manager System'. The 'Parent System' button is highlighted with a green circle. The background of the page is a collage of school-related items like a laptop, pencils, and paper clips.

Login with eschool Username and Password (shared by School via SMS)



Parent System



- Can access information about the enrolled children
- View the Progress and Performance in Homework and Assignments
- Access Learning Resources
- Access the weekly Plan
- Communicate with Teacher
- Communicate with Supervisor
- School Messages
- Financial Affairs
- Student Affairs

Visibility of all enrolled children



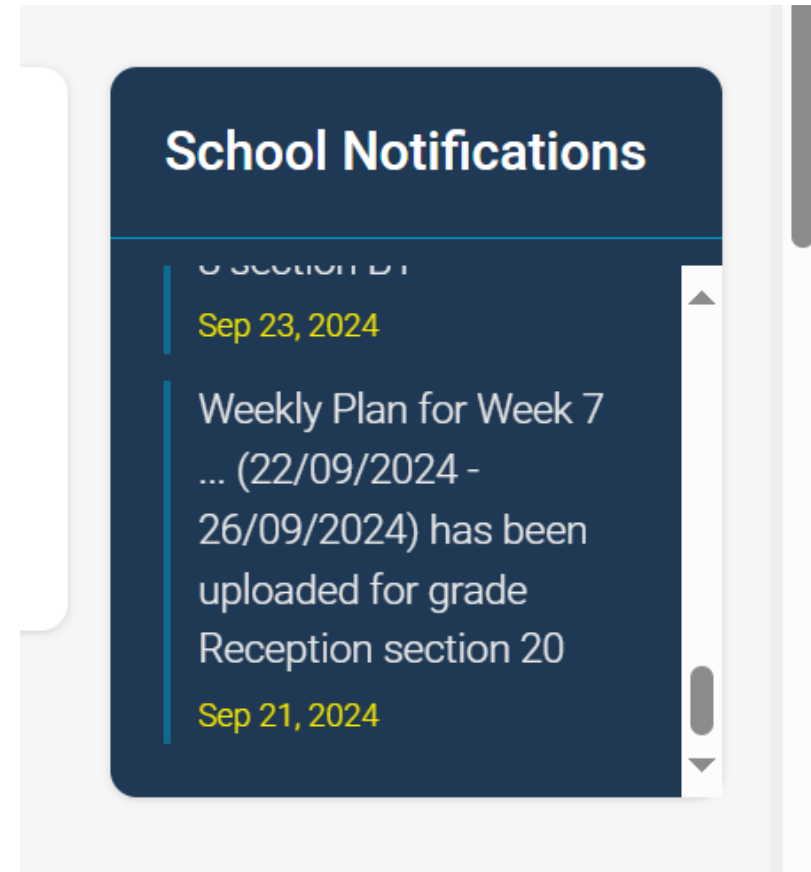
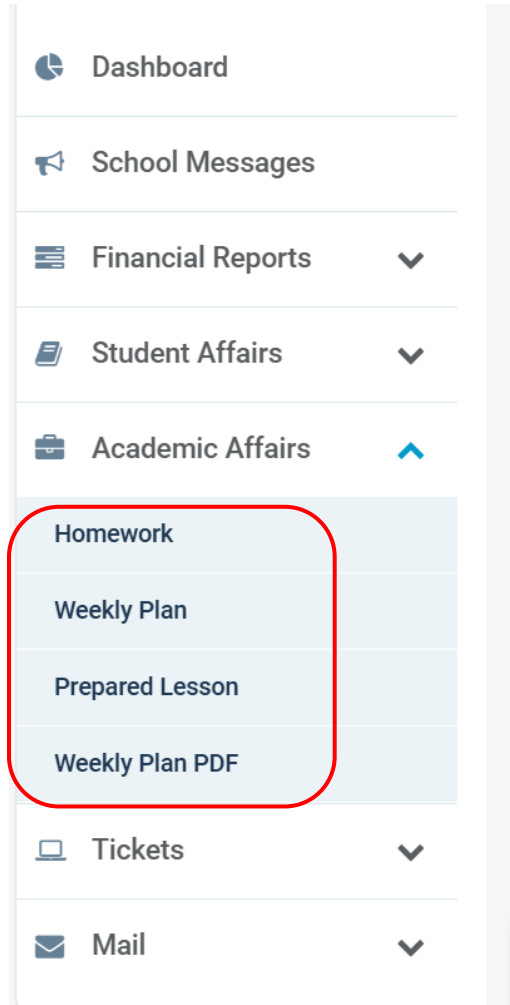
The screenshot shows a web browser window with the URL `eschool.pisjes.edu.sa/Parent/Default.aspx`. The page title is "Parent System" and the user is logged in as "Muhammad Haris". The interface includes a sidebar menu with options like Dashboard, School Messages, Financial Reports, Student Affairs, Academic Affairs, Tickets, and Mail. The main content area displays a row of four student profile cards: Muhammad Omeir, Muhammad Ozair, Hasan Omar, and Ayesha Haris. The "Muhammad Omeir" card is highlighted. Below this, there is a section titled "Homework Today - Muhammad Omeir" which contains a table with columns for #, Title, Type, Publish and end date, Subject, Read, and Status. The table currently shows "No Data Available". At the bottom, there are navigation buttons for "Weekly Schedule", "Homework", "Classwork", "Exams", and "School Messages". The date "Sunday August 18, 2024" is displayed at the bottom left.

Visibility of all enrolled children



The screenshot shows a web browser window with the URL 'eschool.pisjes.edu.sa/Parent/ListHomeWork.aspx'. The page title is 'Parent System' and the user is logged in as 'Muhammad Haris'. The server datetime is '21/08/2024 || 09:23:22 AM'. On the left, there is a sidebar menu with items: Dashboard, School Messages, Financial Reports, Student Affairs, Academic Affairs, Tickets, and Mail. The main content area has a 'Search Options' section with a dropdown menu for 'Student Name'. The dropdown menu is open, showing the following options: 'Please Choose', 'Muhammad Omeir', 'Muhammad Ozair', 'Hasan Omar', and 'Ayesha Haris'. A green 'Search' button is located to the right of the dropdown menu.


Visibility of homework, learning resources and weekly summaries



Parents can view homework and learning resources



← ↻ 🏠 Not secure | eschool.pisjes.edu.sa/Parent/ListHomeWork.aspx 🔍 🔊 ☆ 📄 ⌵ 🗑️ 🌱 ⋮ 🌐

 **Parent System** Muhammad Haris ⚙️ عربي

Server Datetime 21/08/2024 || 09:19:25 AM

🔍 Search Options

Student Name: Subject: Status:

Homework


#	Title	Type	Publish and end date	Subject	Read	Mark	Status
1	Testing Homework Upload	<input type="button" value="Manual"/>	Aug 21, 2024 Jan 4, 2025	Mathematics	<input checked="" type="checkbox"/>		<input type="button" value="Solved"/> <input type="button" value="Preview"/>

10 25 50 100

Parents can view the work done and submitted by the student



← ↻ 🏠 ⚠️ Not secure | eschool.pisjes.edu.sa/Parent/ParentManualHomework.aspx?mode=HW&id=60&detailsid=1008 🔍 🔊 ☆ 📄 ⭐ 📁 📧 ⋮ 🌐

 **Parent System** Muhammad Haris ⚙️ عربي

📊 Dashboard

📧 School Messages

📄 Financial Reports ▾

📁 Student Affairs ▾

📁 Academic Affairs ▾

📄 Tickets ▾

✉️ Mail ▾

Server Datetime 21/08/2024 || 09:20:39 AM

Testing Homework Upload

Attachments

📎 60_20240821_084954...

Student Answer

homeworkStundetAnswertext

studentAttachments

📎 1008_20240821_0911...

Teachers Feedback on Homework is visible to Parent



The screenshot shows a web browser window with the URL `eschool.pisjes.edu.sa/Parent/ParentManualHomework.aspx?mode=HW&id=60&detailsid=1008`. The page is titled "Parent System" and is for user "Muhammad Haris". The sidebar on the left contains the following menu items: Dashboard, School Messages, Financial Reports, Student Affairs, Academic Affairs, Tickets, and Mail. The main content area is divided into several sections:

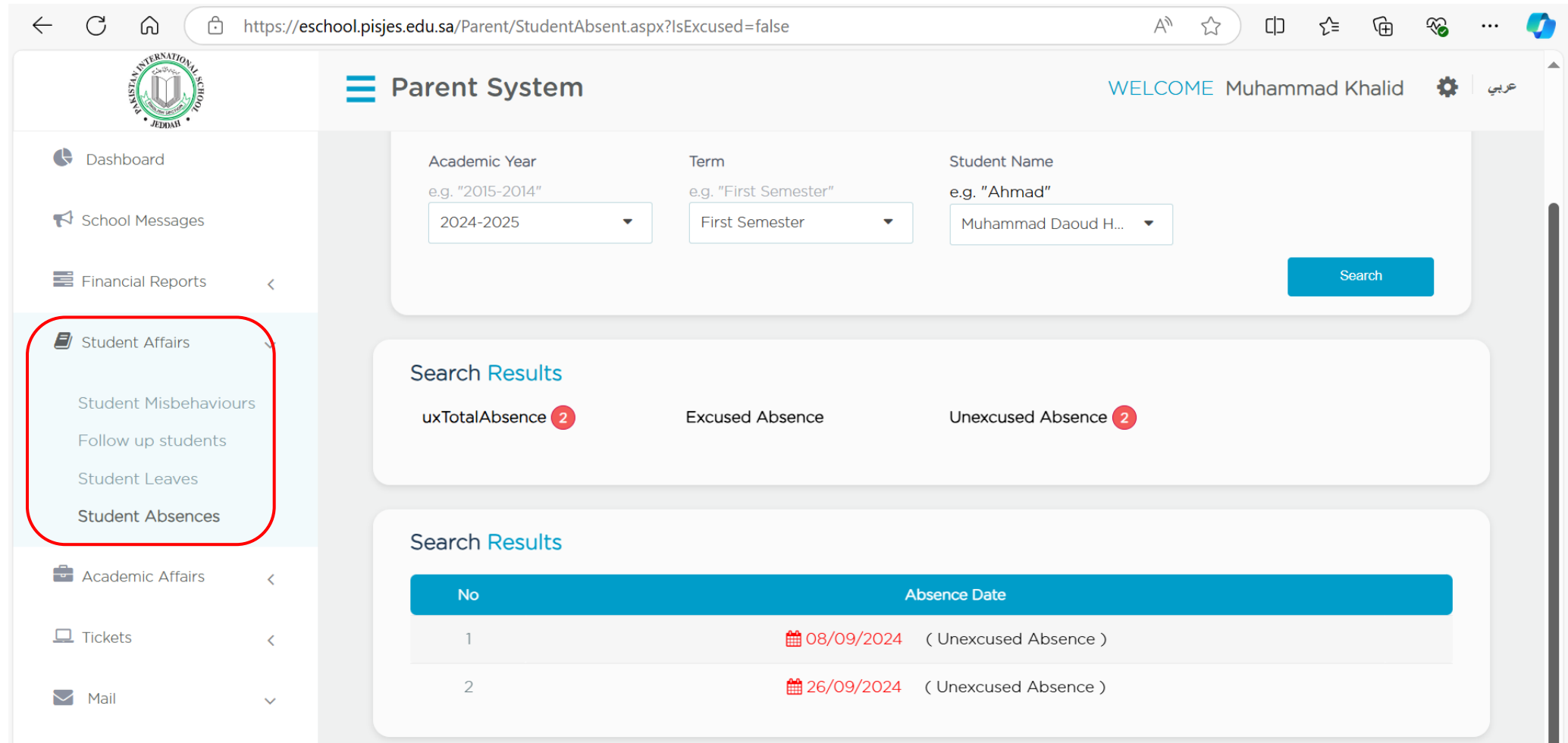
- A top section with a link icon and the text `60_20240821_084954...`.
- A section titled "Student Answer" with a document icon.
- A section titled `homeworkStundetAnswertext`.
- A section titled `studentAttachments` with a link icon and the text `1008_20240821_0911...`.
- A section titled `uxTeacherFeedBack` with a left-pointing arrow icon.

The feedback text in the `uxTeacherFeedBack` section reads:

Well done

All answers are correct

Visibility of Student Leaves and Absences



The screenshot shows a web browser displaying the 'Parent System' interface. The URL is <https://eschool.pisjes.edu.sa/Parent/StudentAbsent.aspx?IsExcused=false>. The page title is 'Parent System' and the user is logged in as 'Muhammad Khalid'. The interface includes a sidebar with navigation options: Dashboard, School Messages, Financial Reports, Student Affairs (highlighted with a red box), Academic Affairs, Tickets, and Mail. The 'Student Affairs' menu contains 'Student Misbehaviours', 'Follow up students', 'Student Leaves', and 'Student Absences'. The main content area features search filters for 'Academic Year' (2024-2025), 'Term' (First Semester), and 'Student Name' (Muhammad Daoud H...). A 'Search' button is present. Below the filters, a 'Search Results' summary shows 'uxTotalAbsence' with a red '2' badge, 'Excused Absence', and 'Unexcused Absence' with a red '2' badge. A table below displays the absence records:

No	Absence Date
1	📅 08/09/2024 (Unexcused Absence)
2	📅 26/09/2024 (Unexcused Absence)

Visibility of Financial Reports



The screenshot displays the 'Parent System' interface. On the left sidebar, the 'Financial Reports' menu item is highlighted with a red border. The main content area shows a search for 'Parent Statement' with the 'Academic Year' set to '2024-2025'. Below the search bar, the 'Search Results' section shows a 'Main Report' tab and the title 'Parent Account Report 2024 2025'. The top right of the interface shows the user's name 'Muhammad Khalid' and the server datetime '30/09/2024 || 06:24:57 AM'.

School Messages



Browser address bar: <https://eschool.pisjes.edu.sa/Parent/SchoolMessages.aspx>

Page Title: Parent System

User: WELCOME Muhammad Khalid

Language: عربي

- Dashboard
- School Messages**
- Financial Reports <
- Student Affairs <
- Academic Affairs <
- Tickets <
- Mail >

Message 1:

02/09/2024

Dear Parents,
As advised by the Ministry of Education, all classes YN to A2 will take place online tomorrow, 3rd September 2024.
For timings and other details kindly visit MS Teams.
Regards,
PISJES Administration

Message 2:

02/09/2024

Dear Parents,

Parents will receive Memos, Announcements and Updates in eSchool Mailbox



The screenshot displays the 'Parent System' interface. The left sidebar contains navigation options: Dashboard, School Messages, Financial Reports, Student Affairs, Academic Affairs, Tickets, Mail, Compose, Inbox, Teacher (0), and Supervisor (8). The 'Mail' option is highlighted with a red rounded rectangle. The main content area shows an email from Rida Naveed (Ri) dated 29/09/2024 12:38:31. The email subject is 'School timings' and the body text reads: ',Dear Parents', 'Kindly find the attached updated school timings memo', 'Regards', and 'Middle school admin'. Below the text is a placeholder for an attachment labeled '0_123832_tim'. The interface also includes a 'Server Datetime' of 30/09/2024 || 06:29:09 AM and a 'WELCOME Muhammad Khalid' message.

Parents can communicate with Teachers and Supervisors

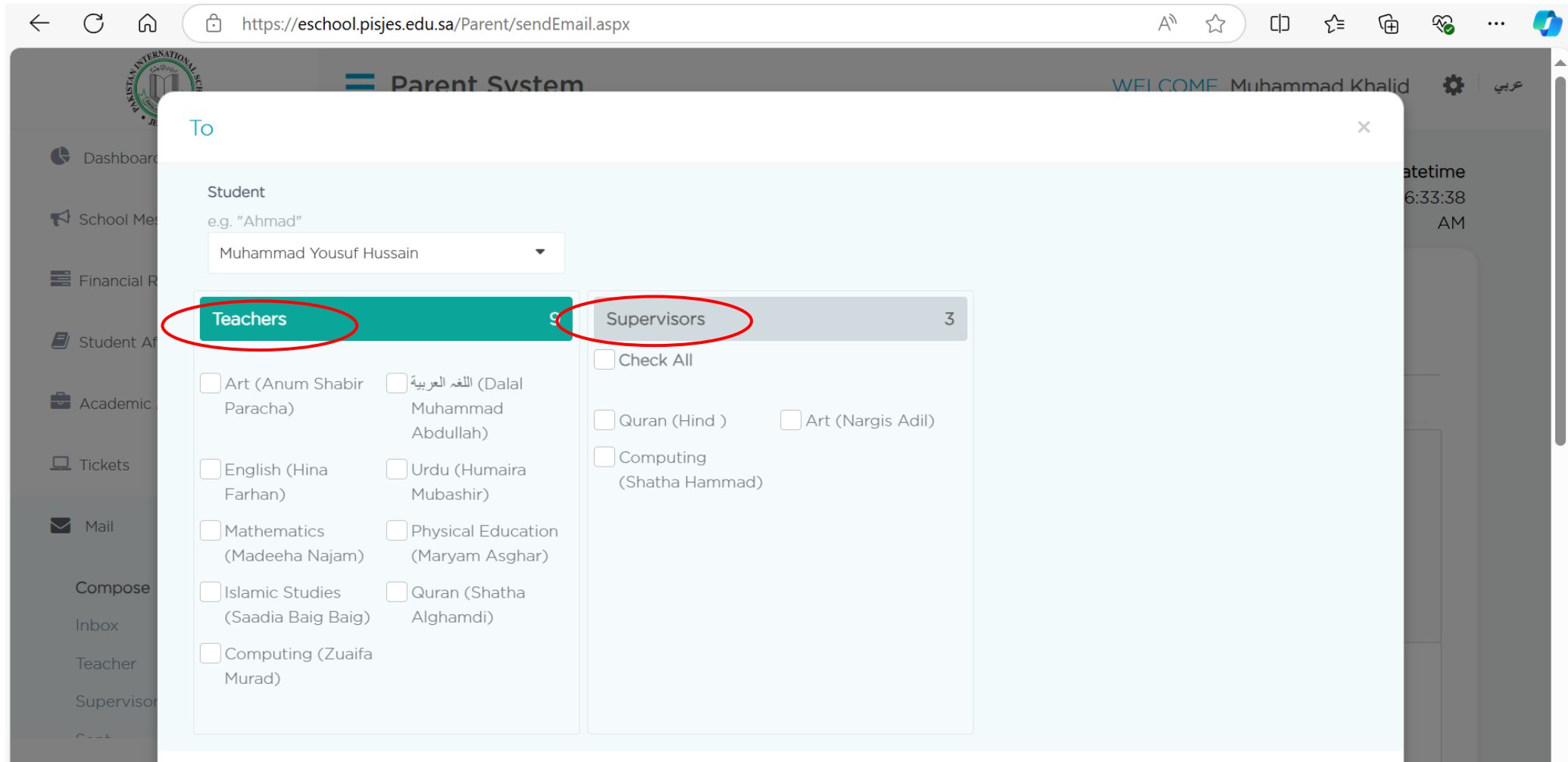


The screenshot displays the 'Parent System' web application interface. The browser address bar shows the URL <https://eschool.pisjes.edu.sa/Parent/sendEmail.aspx>. The page header includes the school logo, the title 'Parent System', and a welcome message for 'Muhammad Khalid' in Arabic. The server datetime is shown as 30/09/2024 || 06:30:47 AM.

The main content area is titled 'Compose' and features a 'TO' field with a 'REMOVE' button and a 'Click to add recipients' link. Below this is the 'Email Subject' field. A rich text editor toolbar is visible, containing various icons for text formatting (bold, italic, underline, strikethrough, text color, background color), alignment, indentation, and other editing functions. At the bottom of the toolbar, there are dropdown menus for 'Styles', 'Format', 'Font', and 'Size', along with font color and background color selection tools.

The left sidebar contains a navigation menu with the following items: Dashboard, School Messages, Financial Reports, Student Affairs, Academic Affairs, Tickets, Mail, Compose, Inbox, Teacher (with a notification badge of 0), and Supervisor (with a notification badge of 7). The 'Mail' menu item is highlighted with a red rounded rectangle.

Parents can communicate with Teachers and Supervisors of their enrolled children



The screenshot shows a web browser window with the URL <https://eschool.pisjes.edu.sa/Parent/sendEmail.aspx>. The page title is "Parent System" and it displays "WELCOME Muhammad Khalid". A modal window titled "To" is open, showing a dropdown menu for "Student" with "Muhammad Yousuf Hussain" selected. Below the dropdown, there are two main categories: "Teachers" and "Supervisors". The "Teachers" category is highlighted in green and circled in red. It contains a list of subjects with checkboxes: Art (Anum Shabir Paracha), English (Hina Farhan), Mathematics (Madeeha Najam), Islamic Studies (Saadia Baig Baig), Computing (Zuaifa Murad), اللغة العربية (Dalal Muhammad Abdullah), Urdu (Humaira Mubashir), Physical Education (Maryam Asghar), and Quran (Shatha Alghamdi). The "Supervisors" category is highlighted in grey and also circled in red. It contains a "Check All" checkbox, Quran (Hind), Computing (Shatha Hammad), and Art (Nargis Adil). The number "3" is displayed next to the "Supervisors" header.

Thank you