



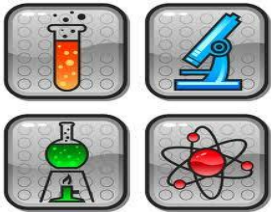


| <b>ENGLISH</b>   | <b>PHONICS</b>   |
|--|--|
| <p><b>Unit 3:</b> Let's find out<br/> <b>Unit 4:</b> The moon<br/> <b>Unit 7:</b> Traditional stories<br/> <b>Unit 8:</b> Feelings<br/> <b>Unit 9:</b> Catching the moon</p>   <p><b>Listening (Reader)</b><br/> <b>" The Wishing Fish"</b><br/> <b>by H.Q. Mitchell &amp; Marileni Malkogianni</b></p>  | <p><b>Unit 3: Long Vowels</b><br/> p. 161, 162, 189, 194, 195, 230, 234</p> <p><b>Unit 4: Consonant Blends</b><br/> p. 269, 270, 272, 277, 278, 281, 288</p> <p><b>Unit 5: Consonant Diagraphs</b><br/> p. 301, 302</p> <p><b>Unit 6: Word structure</b><br/> p. 322, 323, 331, 332</p>                                |
| <b>SPELLING</b>  |   |
| <p><b>Unit 3:</b><br/> • ng and ck at the end of the words<br/> <b>Unit 4:</b><br/> • Ending blends<br/> • Initial blends<br/> <b>Unit 7 :</b><br/> • Long ee and short e<br/> • Long o<br/> <b>Unit 8:</b><br/> <b>Long Vowel o</b><br/> •ow, oa words<br/> • ee, oo words<br/> <b>Unit 9:</b><br/> • Long 'i' representation by /y/ and /ie/</p>  <p><b>Note:</b> A new list will be introduced in class every and dictation will be conducted for that respective list on Thursday.</p>   |  |
| <b>SCIENCE</b>   |  |
| <p><b>Topic 2: Humans and animals</b></p> <p><b>Lessons:</b><br/> 2.3 Parts of the body<br/> 2.4 Healthy and unhealthy foods<br/> 2.5 Eating well<br/> 2.6 Clean water is important<br/> 2.7- Our senses<br/> 2.8- Using our senses<br/> 2.9- Animals senses<br/> 2.10- Babies and adults</p> <p><b>Topic 3: Materials properties</b></p> <p><b>Lessons:</b><br/> 3.1- Exploring materials<br/> 3.2- Properties of materials<br/> 3.3- More properties<br/> 3.4- What material is it?<br/> 3.5- More materials<br/> 3.6- Sorting materials<br/> 3.7- Making smaller groups</p> | <p><b>Topic 5: Sound</b></p> <p><b>Lessons:</b><br/> 5.1- Listen carefully<br/> 5.2- What made that sound?<br/> 5.3- Hearing sounds<br/> 5.4- Our sense of hearing<br/> 5.5- Loud and soft sound<br/> 5.6- Sound and distance</p>  |

# MATHEMATICS

## Numbers:

### Unit 3: Whole numbers 3

**Lesson 1:** 1 or 10 more or less

**Lesson 2:** Comparing numbers

**Lesson 3:** Tens and ones

**Lesson 4:** Splitting numbers

### Unit 4: Fractions

**Lesson 1:** Halves of objects

**Lesson 2:** Halves of shapes

**Lesson 3:** Halves of amounts (1)

**Lesson 4:** Halves of amounts (2)

**Lesson 5:** Halves of numbers (1)

**Lesson 6:** Halves of numbers (2)

**Lesson 7:** Halves in measures

**Lesson 8:** Combining halves

### Unit 7: Addition and Subtraction 3

**Lesson 1:** Addition and subtraction number bonds for 10 (2)

**Lesson 2:** Addition and subtraction number bonds

**Lesson 3:** Adding two single-digit numbers (2)

**Lesson 4:** Adding in any order

**Lesson 5:** Missing numbers, addition

**Lesson 6:** Missing numbers, subtraction

**Lesson 7:** Adding single and two-digit numbers (1)

**Lesson 8:** Adding single and two-digit numbers (2)

### Unit 9: Multiplication and Division 2

**Lesson 1:** Doubles to 10

**Lesson 2:** Near doubles

**Lesson 3:** Groups of 2 (3)

**Lesson 4:** Groups of 10 (3)

**Lesson 5:** Sharing objects into 2 equal groups (3)

**Lesson 6:** Sharing numbers to 10

**Lesson 7:** Halves

**Lesson 8:** Problems involving grouping and sharing (2)

## Handling Data:

### Unit 21: Handling Data 1

**Lesson 1:** Sorting data

**Lesson 2:** Lists and tables

**Lesson 3:** Pictograms

**Lesson 4:** Block graphs

### Unit 22: Handling Data 2

**Lesson 1:** Venn diagrams

**Lesson 2:** Carroll diagrams

**Lesson 3:** Collecting and sorting data

**Lesson 4:** Collecting, sorting and presenting data

## Measure:

### Unit 14: Money 1

**Lesson 3:** Making equivalent totals (1)

**Lesson 4:** Paying exact amounts (1)

### Unit 15: Money 2

**Lesson 1:** Recognising coins (2)

**Lesson 2:** Making totals (2)

**Lesson 3:** Making equivalent totals (2)

**Lesson 4:** Paying exact amounts (2)

### Unit 19: Time 1

**Lesson 1:** Recognising times of the day

**Lesson 2:** Reading the time

**Lesson 3:** Showing the time

**Lesson 4:** Recognising and ordering times of the day

### Unit 20: Time 2

**Lesson 1:** Days of the week

**Lesson 2:** Ordering the days of the week

**Lesson 3:** Ordering familiar events

**Lesson 4:** Months of the year

## Geometry:

### Unit 10: 2D Shapes

**Lesson 1:** Naming 2D shapes

**Lesson 2:** Sorting 2D shapes

**Lesson 3:** Describing 2D shapes

**Lesson 4:** Making patterns using 2D shapes

### Unit 11: 3D Shapes

**Lesson 1:** Naming 3D shapes

**Lesson 2:** Sorting 3D shapes

**Lesson 3:** Describing 3D shapes

**Lesson 4:** Making patterns using 3D shapes

### Unit 12: Patterns and Symmetry

**Lesson 1:** Recognising symmetry

**Lesson 2:** Finding lines of symmetry

**Lesson 3:** Making symmetrical

**Lesson 4:** Making symmetrical patterns

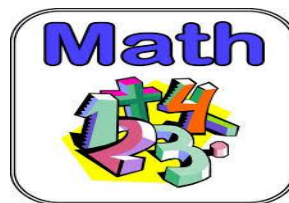
### Unit 13: Position and Movement

**Lesson 1:** Describing direction

**Lesson 2:** Describing position

**Lesson 3:** Describing distance

**Lesson 4:** Describing movement



| SOCIAL STUDIES  | ISLAMIC STUDIES  |
|---|--|
| <p><b>Unit 1: About Me</b><br/> <b>Chapter 3:</b> My Friend<br/> <b>Chapter 5:</b> I am a Book<br/> <b>Unit 2 : Living in the society</b><br/> <b>Chapter 7:</b> Our National Anthem<br/> <b>Chapter 11:</b> Strangers<br/> <b>Unit 3: Earth Studies</b><br/> <b>Chapter 17:</b> Seasons<br/> <b>Chapter 18:</b> Animals<br/> <b>Unit 4: History</b><br/> <b>Chapter 22:</b> Our Leaders<br/> <b>Chapeter 23:</b> Historical Places</p> | <p><b>Chapter 15:</b> Prophet Muhammad (SAW) 1<br/> <b>Chapter 16:</b> Prophet Muhammad (SAW) 2<br/> <b>Chapter 17:</b> Prophet Muhammad (SAW) 3<br/> <b>Chapter 18:</b> Prophet Muhammad (SAW) 4<br/> <b>Chapter 19:</b> The Prophet's Kindness (1)<br/> <b>Chapter 20:</b> The Prophet's Kindness (2)<br/> <b>Chapter 25:</b> Etiquette of Eating and Drinking<br/> <b>Chapter 28:</b> Kindness to Parents<br/> <b>Chapter 29:</b> Everyday Courtesies</p> |
| <b>ICT</b>  | <b>QURAN</b>   |
| <p><b>Module 1: Starting with Text</b><br/> 1.3 Capital Letters<br/> 1.4 Sentences<br/> 1.6 Writing Poems<br/> 1.7 Changing a story<br/> <b>Module 3: Starting Graphs</b><br/> Introduction to Excel<br/> Presenting data<br/> 3.3 Column Chart</p>   | <p><b>Memorization:</b><br/> Surah Al Ma'oon<br/> Surah Quraish<br/> <b>Tajweed portion:</b><br/> Lips letters and ghunnah</p>   |
| <b>ARABIC</b>   |  |
| <p>The Transportation<br/> Demonstrative adjective - (This)<br/> Lesson 13: The Dining room<br/> Lesson 15: The Kitchen<br/> The Numbers<br/> Lesson 16: The Zoo:<br/> Lesson 21: In the library<br/> Lesson 24 : At the Market<br/> Opposites words</p>  | <p>المواصلات<br/> هذا وهذه<br/> الدرس 13 : غرفة الطعام<br/> الدرس 15 :المطبخ<br/> الأرقام<br/> الدرس 16 : حديقة الحيوان<br/> الدرس 21 : في المكتبة<br/> الدرس 24 : في السوق المركزي<br/> كلمات وضدها</p>   |

